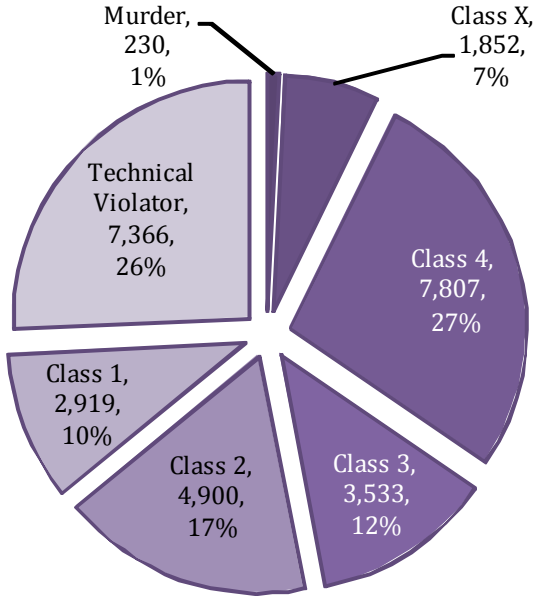


## 2015 Admissions to IDOC

State Fiscal Year 2015,  
28,607 total admissions



Crime Type	Class 4 Top Holding Offenses	Number of Cases	Percent of Class
Drug	Possession Controlled Substance	2,480	31.8
Property	Theft	1,449	18.6
Other	Driving Revoked License	835	10.7
Drug	DUI	743	9.5
Person	Domestic Battery	349	4.5

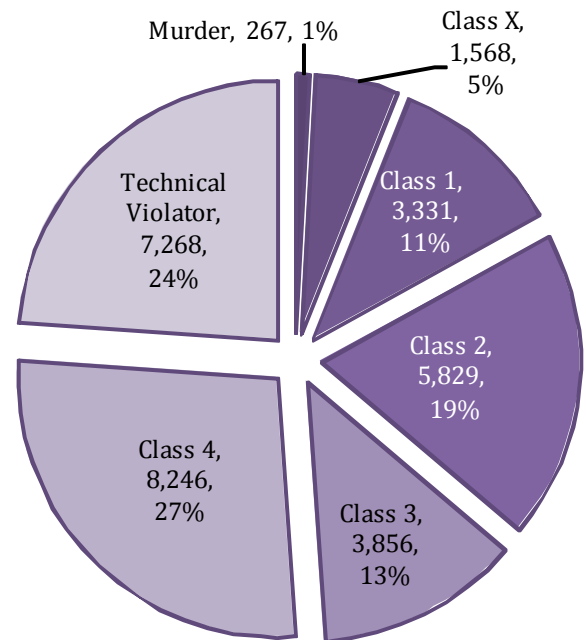
Crime Type	Class 2 Top Holding Offenses	Number of Cases	Percent of Class
Property	Burglary	1,022	20.9
Drug	M/D Controlled Substance	922	18.8
Other	UUW Felon	541	11.0
Person	Robbery	285	5.8
Drug	DUI	398	8.1

## 2015 Exits from IDOC

State Fiscal Year 2015,  
30,365 total exits

Crime Type	Class 4 Top Holding Offenses	Number of Cases	Percent of Class
Drug	Possession Controlled Substance	2,655	32.2
Property	Theft	1,572	19.1
Other	Driving Revoked License	857	10.4
Drug	DUI	727	8.8
Other	UUW	475	5.8

Crime Type	Class 2 Top Holding Offenses	Number of Cases	Percent of Class
Person	Burglary	1,406	24.1
Drug	M/D Controlled Substance	1,081	18.5
Other	UUW Felon	640	11.0
Person	Robbery	424	7.3
Drug	DUI	480	8.32



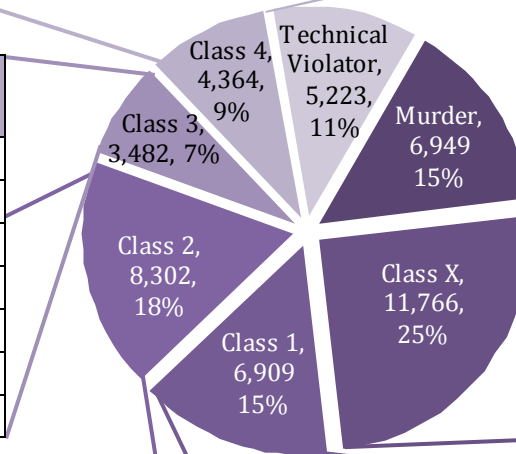


Crime Type	Class 4 Top Holding Offenses	Number of Cases	Percent of Class
Drug	Possession Controlled Substance	1,424	32.6
Property	Theft	819	18.8
Other	Driving Revoked License	475	10.9
Drug	DUI	463	10.6
Person	Domestic Battery	281	6.4
Other	UUV	105	2.4
Person	Violate No Contact/Order of Protection	43	1.0

# June 30, 2015 IDOC Population

46,995 Inmates Held  
Six Felony Classes  
Top 7 Largest Crimes

Crime Type	Class 3 Top Holding Offenses	Number of Cases	Percent of Class
Property	Theft	744	21.4
Person	Aggravated Battery	565	18.8
Sex	Sex Offender Registration-related	227	6.5
Other	UUV Felon	312	9.0
Property	Forgery	204	5.9
Other	Escape	242	7.0
Drug	Possession Controlled Substance	193	5.5



Crime Type	Class X Top Holding Offenses	Number of Cases	Percent of Class
Person	Criminal Sexual Assault	2,970	25.2
Person	Robbery	2,255	19.2
Drug	M/D Controlled Substance	1,485	12.6
Person	Murder	1,181	10.0
Person	Aggravated Battery	1,199	10.2
Person	Home Invasion	809	6.9
Other	Armed Habitual Criminal	642	5.5

Crime Type	Class 2 Top Holding Offenses	Number of Cases	Percent of Class
Property	Burglary	1,898	22.9
Drug	M/D Controlled Substance	1,495	18.0
Other	UUV Felon	795	9.6
Drug	DUI	781	9.4
Person	Robbery	457	5.5
Person	Criminal Sexual Abuse	450	5.4
Property	Stolen vehicle	436	5.3

Crime Type	Class 1 Top Holding Offenses	Number of Cases	Percent of Class
Drug	M/D Controlled Substance	1,947	28.2
Property	Burglary	1,563	22.6
Person	Robbery	815	11.8
Person	Criminal Sexual Assault	744	10.8
Drug	Possession Controlled Substance	321	4.6
Person	Discharge Firearm	354	5.1
Person	Murder	309	4.5

Source: SPAC analysis of IDOC data. Analysis excludes a small number of special cases.