

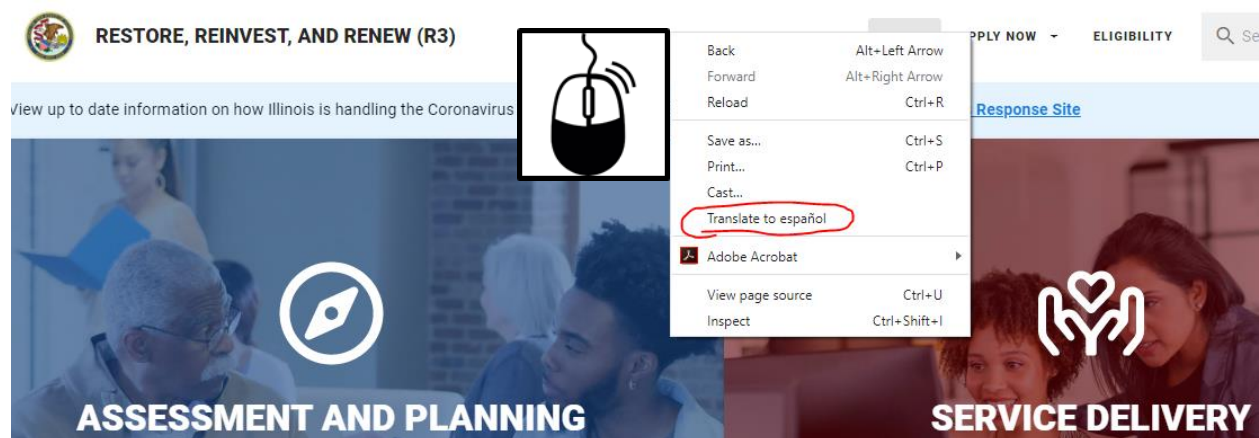
R3 WEBSITE TRANSLATION OPTIONS

To translate any website into another language, the best option is to use the Google Chrome browser, which has a built-in translation option for websites. Instructions on how to use Google Chrome's translation function are below.

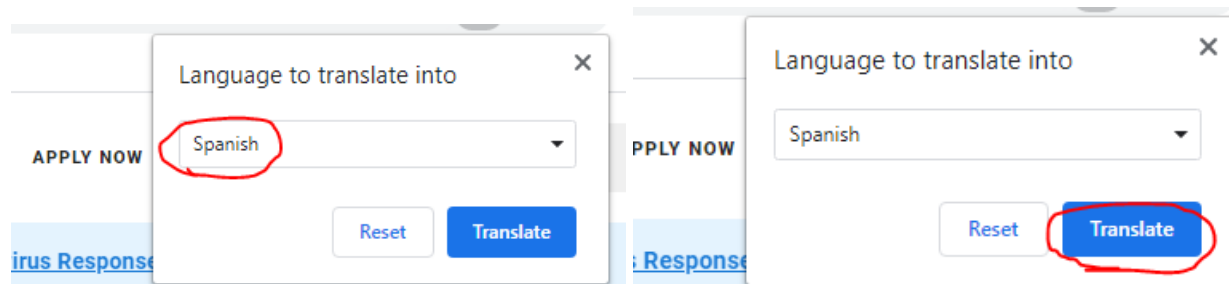


Google Chrome <http://www.google.com/chrome>

- 1.) Right click anywhere on the website you want to translate. Choose "Translate." If a language is already selected, it will translate to that language instantly.



- 2.) If a language is not already selected, choose an option from the dropdown menu at the top of the page. Then, choose "Translate."



- 3.) The website will now be translated.



Para obtener la información actualizada sobre cómo Illinois está manejando la enfermedad de coronavirus 2019 (COVID-19) del [sitio de respuesta de coronavirus](#) del [estado de Illinois](#)



To translate web sites on an iPhone, or with the Safari browser, you will need the free Microsoft Translator app installed on your phone or on your computer. The instructions below are for use on an iPhone, but using the Safari browser will involve similar steps.



Microsoft Translator

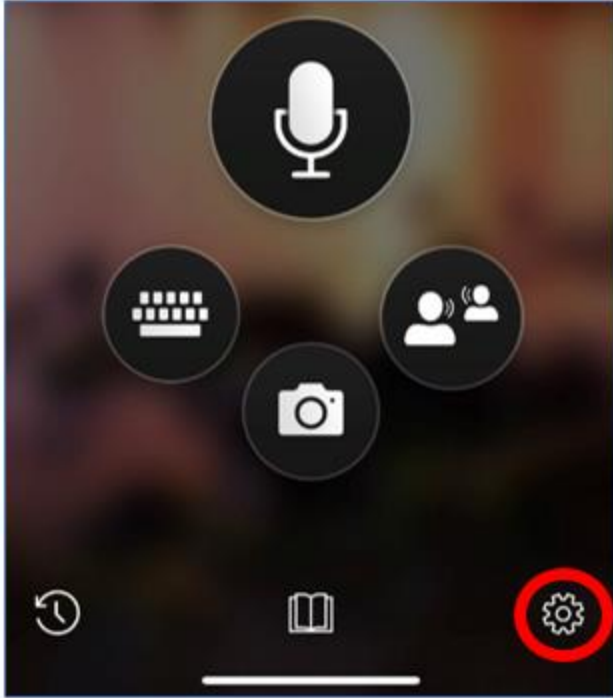
Productivity

★★★★★ 72K

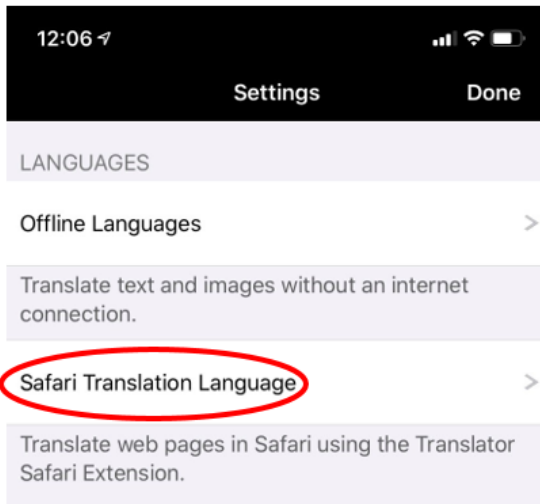
OPEN



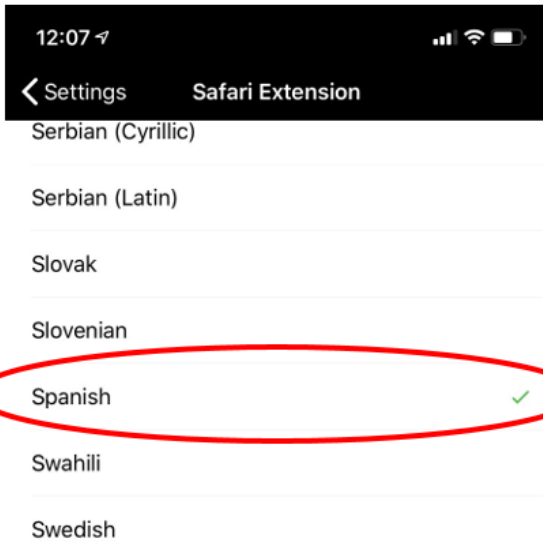
1.) When you open the app, select the “Settings” icon.



2.) Choose “Safari Translation Language” from the Settings menu.



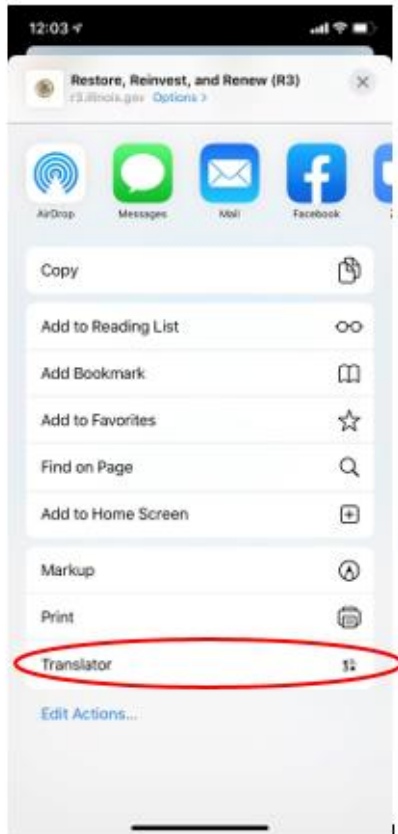
3.) Choose the language that you want website to be translated into.



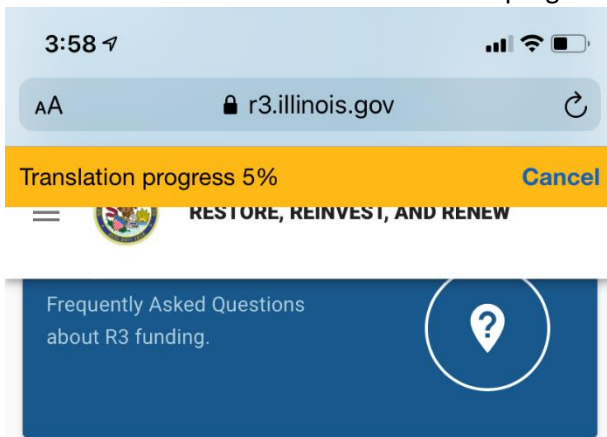
- 4.) When you are on a website that you want to translate, go to the bottom of the website and choose the "Share" icon.



- 5.) When the "Sharing" menu comes up, click on the option for "Translator."



6.) The website will now show a "Translation progress" percentage.



7.) When the "Translation progress" reaches 100%, the website will be translated into your chosen language.



If you do not have Google Chrome or Safari, or if you would like to download a browser extension to translate webpages for you instead, you can use the links below to download an extension for your browser. You will need to follow the instructions for the browser that you have in order to install the extension.

-  [Translation Comparison for Opera](#)
-  [Translation Comparison for Firefox](#)
-  [Translation Comparison for Chrome](#)
-  [ImTranslator for Chrome](#)
-  [ImTranslator for Firefox](#)
-  [ImTranslator for Opera](#)
-  [ImTranslator for Yandex](#)



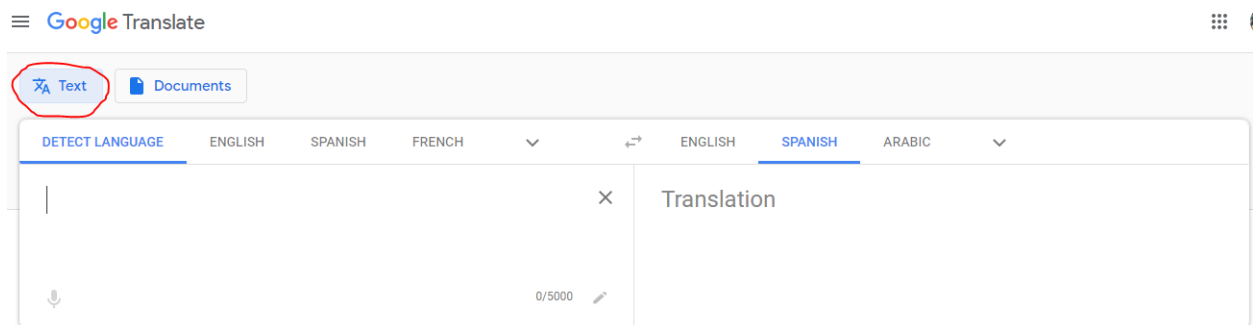
[Google Translate for Opera](#)

[Google Translate for Yandex](#)

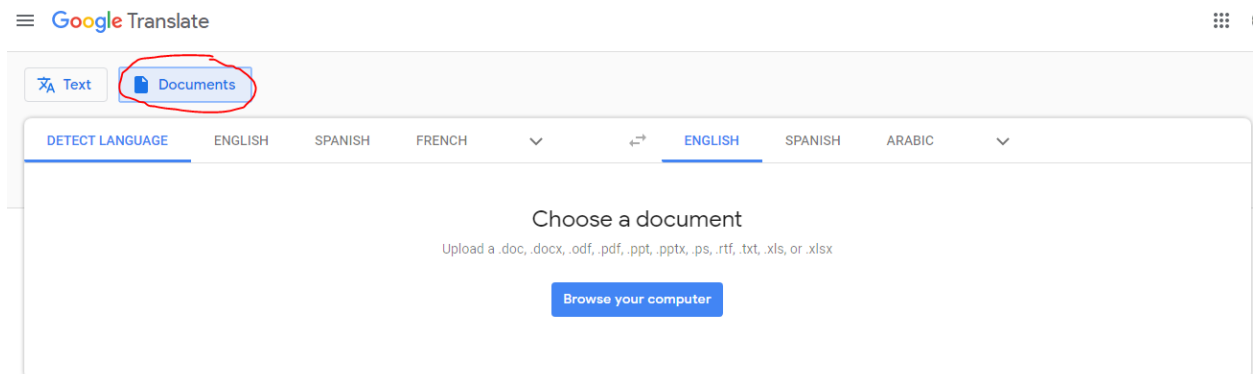
[ImTranslator for Microsoft Edge](#)

To translate other documents that are not websites (for example, the Notice of Funding Opportunity and the Program Narrative), you can:


- 1.) Copy and paste the text that needs to be translated into Google Translate (<https://translate.google.com/>)



- 2.) Upload a document into Google Translate to be translated.



- 3.) Get the Google Translate app for your smartphone, which lets you look at any text through your phone's camera and translates it for you in real time.



4.) Get the Microsoft Translator app for your smartphone, which can also translate text through your phone.

